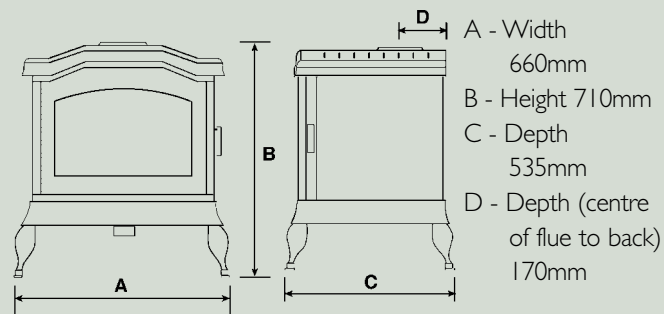
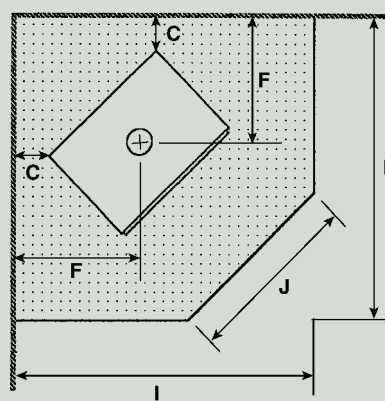
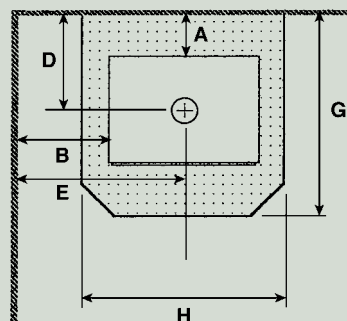


Technical Specifications

Overall Dimensions



Minimum Clearance to Heat Sensitive Materials and Minimum Floor Protector Requirements



Standard Installation

Corner Installation

- A - 175mm
- B - 400mm
- C - 100mm
- D - 345mm
- E - 730mm
- F - 450mm
- G - 1000mm
- H - 1000mm
- I - 1200mm
- J - 500mm

One 900mm length of heatshield must be fitted to the flue to achieve clearances to heat sensitive materials (measurements A B C D E F).

A floor protector is required where the floor is heat sensitive. Thickness to be a minimum of 6mm heat resistant material and must extend 300mm in front and 200mm to each side of the firebox opening (measurements G H I J).

- Glass viewing area 445mm wide x 215mm high
- Cooktop area 250mm wide x 200mm deep
- Flue pipe 150mm Ø - top ext
- Shipping weight 198kg

All dimensions shown are approximate. Check all dimensions accurately before installation. Before installation refer to the installation instructions.

In line with our policy of continuous improvement, we reserve the right to alter specifications without notice.

Construction

- 8-10mm cast iron top convection chamber, base and legs
- 6mm heavy duty steel firebox - fully welded 25mm thick firebrick lined floor

Performance

- Heating capacity - 220-280m² (23-30 squares)
- Peak heat output - 16kW
- Average emission output - 1.4gms/kg
- Overall efficiency - 68%

Burn Rate

	HIGH	MEDIUM	LOW
Average heat output (kW)	11.6	9.3	7.0
Fuel consumption (kg/hr)	3.4	2.6	1.8

Tested by HRL, Report No. HCMG/06/009

Heating capacity of this appliance is given as a guide only and may vary depending on the climate zone and type of dwelling (floor plan and degree of insulation). Consult your local authorised distributor to determine realistic expectations for your home.

Heat output, fuel consumption and efficiency of this appliance, is dependent on the moisture content, size, loading geometry and the type of hardwood used.

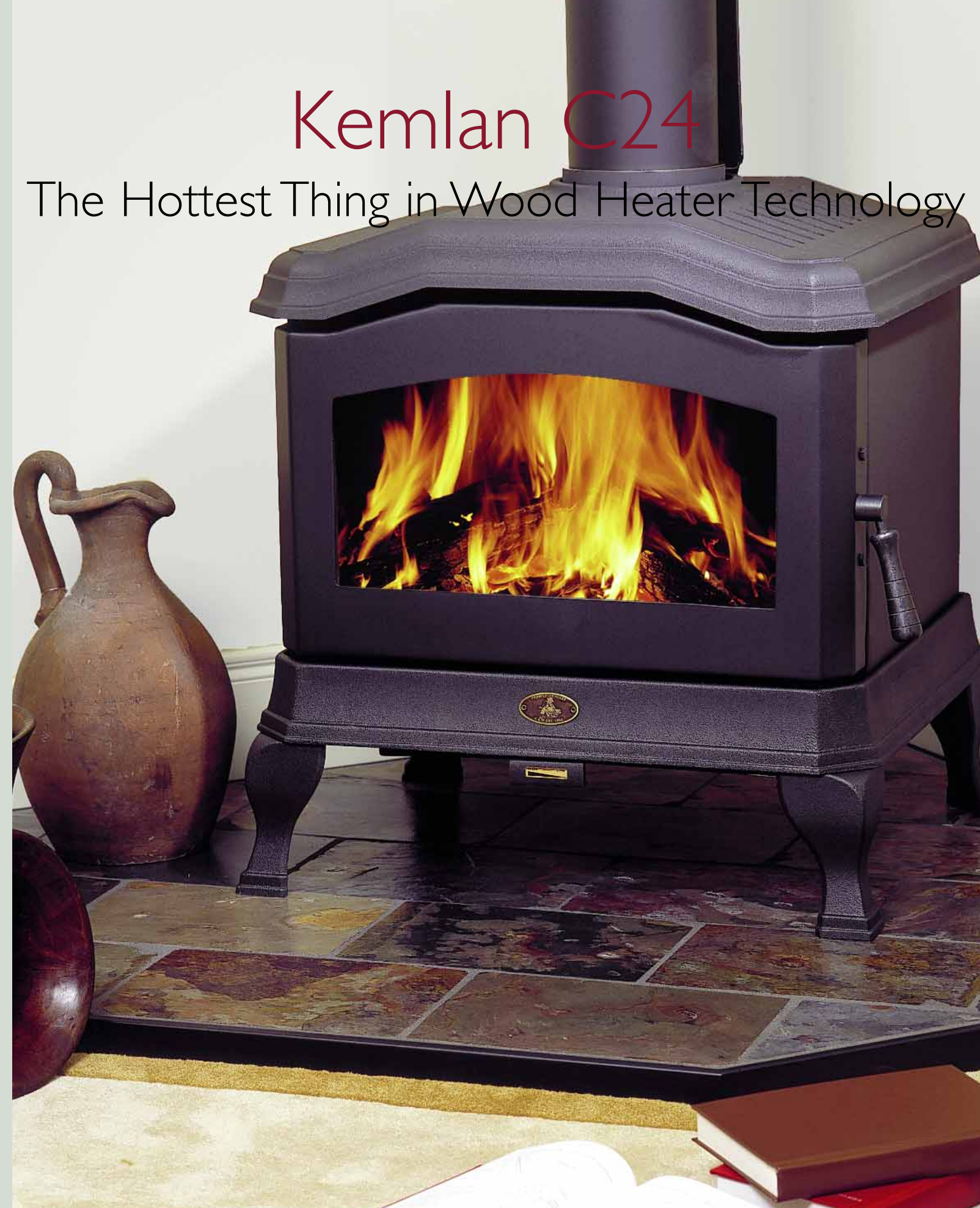
The appliance complies to the safety standards AS/NZS 2918 and AS/NZS 3869. When in use some parts may become hot. A suitable fireguard is recommended where the very young, elderly or infirm are concerned.

10 Year Warranty

Your local Kemlan Agent is

Kemlan C24

The Hottest Thing in Wood Heater Technology



The cleanest burning, most efficient Australian wood heater around.



A subsidiary of Jetmaster Fireplaces Australia

59 Pineapple Street (PO Box 259) Zillmere Qld 4034
 Telephone: (07) 3263 8488 Facsimile: (07) 3263 6452
www.kemlan.com

Printed In Australia Edition 02/2007





The Kemlan C24 will be a stylish focal point in your home.

The C24 is easy to use. It has one slide control, which is simple to adjust. This single touch control regulates the preheated primary airwash system and a sophisticated 24 point secondary air induction system. Clean burning technology means you have the flexibility to regulate your comfort level by adjusting the flame pattern and burn time of the fire.

Kemlan heaters burn safely, with the flame behind a large, strong glass ceramic viewing area. The ceramic glass will remain clean throughout the life of the fire by an advanced airwash system designed within the firebox. The flames are so natural, the glass so clean, that viewing is actually more satisfying than an open fireplace.

The fully shielded firebox incorporates a natural convection system. This system allows warmth to circulate throughout your home. An optional 3 speed fan is available to increase circulation by fan forced convection.

The robust cast iron top features a large flat cooking area. Steady, controllable heat will allow the cooktop to reach temperatures up to and around 200°C, perfect for cooking, warming or steaming.

The C24 incorporates superheat ceramic baffle technology. Modern day ceramic refractory, similar to that used on space ships has the ability to eliminate heat loss up the flue and retain heat in the firebox, ensuring extra heat in the room. Secondary air is added just below the baffle. Fumes are burnt due to the high ignition temperature, allowing a remarkable average of only 1.4 gms/kg of wood burnt. The allowable Australian standard is 4.0 gms/kg. The efficiencies in past designs have been compromised, but in the case of the C24 efficiencies are generally 8-10% more efficient than most other wood heaters on the market.

The C24 complies with AS/NZS 3869 for strength and durability and AS/NZS 2918 for safety clearances to heat sensitive materials.

Kemlan offers you flexibility in your choice of colours. The C24 is available in the standard colour, Metallic Black, or four special colours. These are Charcoal, Golden Fire Brown, Metallic Green and Metallic Blue. Consult your local distributor for the pricing details and availability of the colour you choose.

Kemlan is a wholly owned and operated Australian Company established in 1969, specialising in the design and manufacture of quality wood heating appliances. Relax in comfort with the attractive Kemlan C24 warming your home.



The Kemlan C24 has been tested for emissions to an impressive 1.4gms/kg of hardwood (the Australian Standard is 4gms/kg), with an overall efficiency of 68%, making the C24 one of the most efficient wood heaters around.

So when you are heating your home with a C24 you know it's good for the environment.



Super Clean

- Environmentally friendly
- Complies to AS/NZS 4012/4013 for clean emission output
- Preheated primary airwash system ensures a clean view of the fire
- Fully controllable 24 point secondary air induction system
- Remarkable 1.4gms/kg emissions

Simple

- Trouble free operation
- One easy slide control for steady controllable heat
- No levers, rods or dampers
- Easy to light

Safe

- Tested to AS/NZS 2918 for safety clearances
- Fully shielded convection firebox
- Large ceramic glass viewing area

Efficient

- A stunning 68% efficiency, 10% better than most other wood heaters
- Overnight burn
- Natural convection system
- Optional 3 speed fan
- Large cooktop

Robust

- Tested to AS/NZS 3869 for design durability
- 6mm welded steel firebox
- Firebrick lined floor
- Superheat ceramic baffle for maximum efficiency
- Heavy duty door hinges
- Serviceable door handle assembly
- Stainless steel glass holder